



Gebr. Reinhard Stahlhandel
Seit 1889

Winterhäuser Str. 30
97084 Würzburg

Tel: 09 31/ 6 14 03 - 0
Fax: 09 31/ 6 14 03 - 40
Fax: 09 31/ 6 14 03 - 49




Internet: www.reinhard-stahl.de
E-mail: info@reinhard-stahl.de

V O R R A T S L I S T E

NE-METALLE

EDELSTAHL

Sachbearbeiter:

Hr. Heinrich		- 34	rh@reinhard-stahl.de
Hr. Ziermann		- 36	mz@reinhard-stahl.de
Fr. Schäfer		- 31	es@reinhard-stahl.de

Inhaltsverzeichnis:

Seite

Edelstahl:

- 1. Bleche / Tränenbleche / Bandblech 1 - 2
- 2. geschw. Rund- /Quadrat- /Rechteckrohre 3 - 4
- 3. Rundmaterial blk.gez. 5
- 4. Flachmaterial vom Band 6
- 5. Winkel- u. Vierkantmaterial 7
- 6. Rohrbogen und Zubehör 8

Aluminium:

- 1. Bleche / Warzenbleche / Bandblech 9 -10
- 2. Flach / Winkel / U-Profil / Rundmaterial /
Vierkant- u. Rechteckrohre / Rundrohre / Vierkant 11-13

EDELSTAHL - BLECH / DIN EN 10088

Format / mm	Dicke / mm	W.St. 4301 2B (IIIc)	W.St. 4301 2B (IIIc) mit Folie	W.St. 4301 eins. K240 mit Folie
1000 X 2000	0,50	●		
1000 X 2000	0,60	●		
1250 X 2500	0,60	●		
1000 X 2000	0,80	●		
1250 X 2500	0,80	●		
1500 X 3000	0,80			
1000 X 2000	1,00	●		●
1250 X 2500	1,00	●		●
1500 X 3000	1,00	●		●
1000 X 2000	1,50	●	●	●
1250 X 2500	1,50	●	●	●
1500 X 3000	1,50	●	●	●
1000 X 2000	2,00	●	●	●
1250 X 2500	2,00	●	●	●
1500 X 3000	2,00	●	●	●
1000 X 2000	2,50	●		
1250 X 2500	2,50	●		
1500 X 3000	2,50	●		
1000 X 2000	3,00	●		●
1250 X 2500	3,00	●		●
1500 X 3000	3,00	●		●

Format / mm	Dicke / mm	W.St. 4301 1 D (IIa)	W.St. 4301 2 B (IIIc)
1000 X 2000	4,00		●
1250 X 2500	4,00		●
1500 X 3000	4,00		●

1000 X 2000	5,00	●	
1250 X 2500	5,00	●	
1500 X 3000	5,00	●	

1000 X 2000	6,00	●	
1250 X 2500	6,00	●	
1500 X 3000	6,00	●	

EDELSTAHL - TRÄNENBLECH

Format / mm	Dicke / mm	W.St. 4301 1 D (IIa) "Floor Plate"
1000 X 2000	3,0 / 4,5	●
1250 X 2500	3,0 / 4,5	●

EDELSTAHL - BANDBLECH

Format / mm	Dicke / mm	W.St. 4301 2 B (IIIc) Rolle á 30 m
1000	0,60	●

EDELSTAHL - ROHRE

W.St. 4301 geschweißt, DIN EN 1127 HL 6 m

Abm. / mm	Rundrohr ungeschliffen	Rundrohr geschliffen K240
6,0 X 1,0	●	
8,0 X 1,0	●	
10,0 X 1,0	●	
12,0 X 1,5		●
14,0 X 1,5		●
15,0 X 1,5		●
16,0 X 1,5		●
18,0 X 1,5		●
20,0 X 1,5		●
21,3 X 2,0	●	●
21,3 X 2,5	●	●
25,0 X 2,0		●
26,9 X 2,0	●	●
26,9 X 2,5	●	●
28,0 X 1,5		●
30,0 X 2,0		●
33,7 X 2,0	●	●
33,7 X 2,5	●	●
38,0 X 2,0	●	●
40,0 X 2,0		●
42,4 X 2,0	●	●
42,4 X 2,5		●
42,4 X 3,0		●
42,4 X 3,2	●	
48,3 X 2,0	●	●
48,3 X 2,5		●
50,0 X 2,0		●
60,3 X 2,0	●	●
60,3 X 2,5		●
76,1 X 2,0	●	
88,9 X 2,0	●	
88,9 X 3,0	●	

Abm. / mm	Quadratrohr ungeschliffen	Quadratrohr geschliffen K240
15 X 15 X 1,5	●	●
20 X 20 X 2,0	●	●
25 X 25 X 2,0	●	●
30 X 30 X 2,0	●	●
30 X 30 X 3,0	●	
35 X 35 X 2,0	●	●
40 X 40 X 2,0	●	●
40 X 40 X 3,0	●	●
50 X 50 X 2,0	●	●
50 X 50 X 3,0	●	●
50 X 50 X 4,0	●	
60 X 60 X 2,0	●	●
60 X 60 X 3,0	●	●
60 X 60 X 4,0	●	
80 X 80 X 2,0	●	●
80 X 80 X 3,0	●	
80 X 80 X 4,0	●	
100 X 100 X 3,0	●	

Abm. / mm	Rechteckrohr ungeschliffen	Rechteckrohr geschliffen K240
30 X 20 X 2,0	●	●
40 X 20 X 2,0	●	●
40 X 30 X 2,0	●	●
50 X 20 X 2,0	●	●
50 X 30 X 2,0	●	●
50 X 30 X 3,0	●	
60 X 20 X 2,0	●	●
60 X 30 X 2,0	●	●
60 X 30 X 3,0	●	
60 X 40 X 2,0	●	●
60 X 40 X 3,0	●	●
80 X 40 X 2,0	●	●
80 X 40 X 3,0	●	
100 X 50 X 3,0	●	

EDELSTAHL - RUND

Durchm. mm	W.St. 4301 DIN 671 HL 3 m	W.St. 4301 DIN 671 HL 6 m	W.St. 4301 K240 HL 6m	W.St. 4305 DIN 671 HL 3m	W.St. 4571 DIN 671 HL 3 m
2	●				
3	●				
4	●			●	
5	●			●	
6	●			●	
8	●			●	●
10	●	●	●	●	●
12	●	●	●	●	●
14	●		●	●	
15	●		●	●	●
16	●		●	●	
18	●			●	
20	●			●	
22	●			●	
25	●			●	
30	●			●	
35	●			●	
40	●			●	
45	●			●	
50	●			●	
60	●			●	
80	●			●	
100	●			●	

EDELSTAHL - FLACH

W.St. 4301 v. Bd., ähnlich DIN 1017 HL 4m

Abm. / mm	3	4	5	6	8	10
10	●					
15	●		●			
20	●	●	●	●	●	●
25	●	●	●	●	●	
30	●	●	●	●	●	●
35			●	●	●	
40	●	●	●	●	●	●
45					●	
50		●	●	●	●	●
60	●		●	●	●	●
70				●		
80		●	●	●	●	●
90						●
100			●	●	●	●
120						●
150						●

W.St. 4301 geschliffen Korn 240, v. Bd., ähnlich DIN 1017 HL 6 m

Abm. / mm	5	6	8	10
25	●	●		
30	●	●	●	●
40	●	●	●	●
50	●	●	●	●
60	●	●	●	●
80	●	●	●	●
100		●	●	●
120		●	●	●

EDELSTAHL - VIERKANT

W.St. 4301 blk. gez., DIN 178 HL 3m

Abm. / mm	5 X 5	6 X 6	8 X 8	10 X 10	12 X 12	14 X 14
	●	●	●	●	●	●
	15 X 15	20 X 20				
	●	●				

EDELSTAHL - WINKEL

W.St. 4301 gewalzt, HL 6m

Abm. / mm	3	4	5	6	8	10
20 X 20	●					
25 X 25	●					
30 X 30	●	●				
35 X 35		●				
40 X 20		●				
40 X 40		●	●			
50 X 30			●			
50 X 50			●			
60 X 30			●			
60 X 60				●		
80 X 80					●	
100 X 100						●

EDELSTAHL - ROHRBOGEN

W.St. 4541 geschweißt, 90 Grad, Bauart 3

Abm. / mm	21,3 X 2,0	26,9 X 2,0	33,7 X 2,0	42,4 X 2,0	48,3 X 2,0	60,3 X 2,0
	●	●	●	●	●	●

Weiteres Rohrzubehör (Flanschen, Muffen, Fittings)

bieten wir Ihnen gerne mit kurzfristiger Lieferzeit an !

ALUMINIUM - BLECH

Format / mm	Dicke / mm	Al 99,5 H14/H24	Al 99,5 H14/H24 eins.Folie	AlMg3 H22/H32
1000 X 2000	1,00	●		
1250 X 2500	1,00	●		
1500 X 3000	1,00	●		
1000 X 2000	1,50	●	●	
1250 X 2500	1,50	●	●	
1500 X 3000	1,50	●	●	
1000 X 2000	2,00	●	●	●
1250 X 2500	2,00	●	●	●
1500 X 3000	2,00	●	●	●
1000 X 2000	3,00	●	●	●
1250 X 2500	3,00	●	●	●
1500 X 3000	3,00	●	●	●
1000 X 2000	4,00	●		
1250 X 2500	4,00	●		
1500 X 3000	4,00	●		
1000 X 2000	5,00	●		
1250 X 2500	5,00	●		

ALUMINIUM - WARZENBLECH

Format / mm	Dicke / mm	AlMg 3 "Duett"
1000 X 2000	1,5 / 2,0	●
1250 X 2500	1,5 / 2,0	●
1000 X 2000	2,5 / 4,0	●
1250 X 2500	2,5 / 4,0	●
1500 X 3000	2,5 / 4,0	●
1000 X 2000	3,5 / 5,0	●
1250 X 2500	3,5 / 5,0	●
1500 X 3000	3,5 / 5,0	●
1000 X 2000	5,0 / 6,5	●
1250 X 2500	5,0 / 6,5	●
1500 X 3000	5,0 / 6,5	●
1000 X 2000	8,0 / 9,5	●
1250 X 2500	8,0 / 9,5	●

(Quintett-Ausführung kurzfristig lieferbar!)

ALUMINIUM - BANDBLECH

Format / mm	Dicke / mm	Al 99,5 hh Rolle 30m
1000	1,00	●

ALUMINIUM - FLACH

AlMgSi0,5 F22, HL 6 m

Abm. / mm	20 X 3	20 X 5	20 X 6	20 X 8	20 X 10
	●	●	●	●	●
	30 X 3	30 X 4	30 X 5	30 X 6	30 X 8
	●	●	●	●	●
	30 X 10	40 X 3	40 X 4	40 X 5	40 X 6
	●	●	●	●	●
	40 X 8	40 X 10	50 X 4	50 X 5	50 X 6
	●	●	●	●	
	50 X 8	50 X 10	60 X 3	60 X 5	60 X 6
	●	●	●	●	●
	60 X 8	60 X 10	80 X 5	80 X 6	80 X 8
	●	●	●	●	●
	80 X 10	100 X 5	100 X 6	100 X 8	100 X 10
	●	●	●	●	●

ALUMINIUM - WINKEL

AlMgSi0,5 F22, HL 6 m

Abm. / mm	2	3	4	5	6
15 X 15		●			
20 X 20	●	●			
25 X 25	●	●			
30 X 20	●	●			
30 X 30	●	●	●		
35 X 35		●			
40 X 20	●	●	●		
40 X 30		●			
40 X 40	●	●	●	●	
50 X 20		●			
50 X 30		●			
50 X 50		●		●	
60 X 30	●	●		●	
60 X 40		●	●		
60 X 60		●			●
80 X 40		●	●		
100 X 50		●			

ALUMINIUM - U - PROFIL

AlMgSi0,5 F22, HL 6 m

Abm. / mm	20 X 20 X 2	25 X 25 X 2	30 X 20 X 2	30 X 30 X 2	20 X 30 X 2
	●	●	●	●	●

ALUMINIUM - RUNDROHR

AlMgSi0,5 F22, HL 6 m

Abm. / mm	20 X 2	25 X 2	30 X 2	30 X 3	35 X 2
	●	●	●	●	●
	40 X 2	40 X 3	50 X 2	50 X 3	60 X 2
	●	●	●	●	●
	60 X 3	70 X 3			
	●	●			

ALUMINIUM - VIERKANTROHR

AlMgSi0,5 F22, HL 6m

Abm. / mm	15 X 15 X 2	20 X 20 X 2	25 X 25 X 2	30 X 30 X 2	30 X 30 X 3
	●	●	●	●	●
	35 X 35 X 2	40 X 40 X 2	40 X 40 X 3	40 X 40 X 4	50 X 50 X 2
	●	●	●	●	●
	50 X 50 X 3	50 X 50 X 4	60 X 60 X 3	60 X 60 X 4	80 X 80 X 2
	●	●	●	●	●
	80 X 80 X 3	80 X 80 X 4	100X100 X 3		
	●	●	●		

ALUMINIUM - RECHTECKROHRE

AlMgSi0,5 F22, HL 6 m

Abm./ mm	30 X 20 X 2	40 X 20 X 2	40 X 30 X 2	40 X 30 X 3	50 X 20 X 2
	●	●	●	●	●
	50 X 30 X 2	50 X 30 X 3	60 X 20 X 2	60 X 30 X 2	60 X 30 X 3
	●	●	●	●	●
	60 X 40 X 2	60 X 40 X 3	60 X 40 X 4	80 X 20 X 2	80 X 40 X 2
	●	●	●	●	●
	80 X 40 X 3	100X20X2	100X25X 2	100X40X 3	120X20X 2
	●	●	●	●	●

ALUMINIUM - RUND

AlCuMgPb, HL 3 m

Abm./mm	
20	●
25	●
30	●
40	●
50	●
60	●

AlMgSi0,5 F22, HL 6 m

Abm./mm	
10	●
12	●

ALUMINIUM - VIERKANT

AlCuMgPb, HL 3 m

Abm./mm	
20 X 20	●
25 X 25	●
30 X 30	●
35 X 35	●
40 X 40	●